

Supporting Information for

Ultraconformable Integrated Wireless Charging

Micro-Supercapacitor Skin

Chang Gao^{1,*}, Qing You¹, Jiancheng Huang², Jingye Sun¹, Xuan Yao¹, Mingqiang Zhu¹, Yang Zhao³, Tao Deng^{1,*}

¹School of Electronic and Information Engineering, Beijing Jiaotong University, Beijing 100044, P. R. China

²School of Microelectronics, Tianjin University, Tianjin 300072, P. R. China

³Key Laboratory of Cluster Science Ministry of Education of China, Beijing Key Laboratory of Photoelectronic/Electrophotonic Conversion Materials, School of Chemistry and Chemical Engineering, Beijing Institute of Technology, Beijing 100081, P. R. China

*Corresponding authors. E-mail: changgao@bjtu.edu.cn (Chang Gao); dengtao@bjtu.edu.cn (Tao Deng)

Supplementary Figures




Fig. S1 PVDF-HFP substrate of IWC-MSC

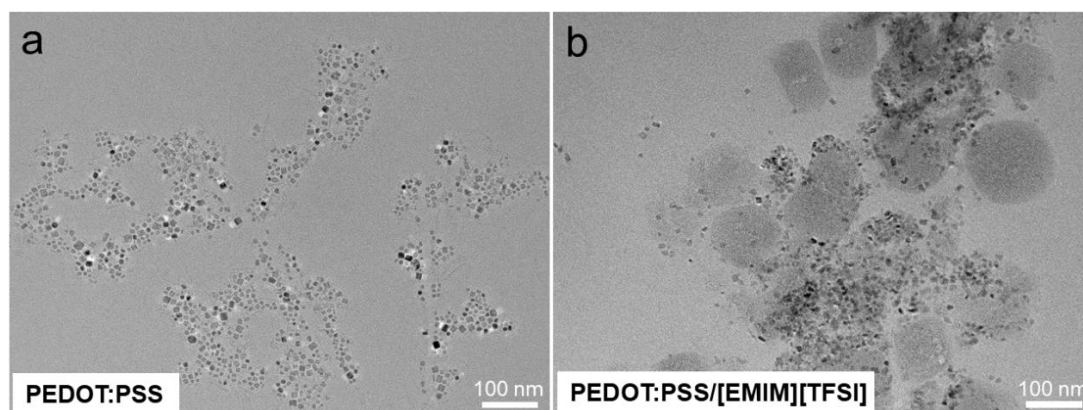


Fig. S2 TEM images of (a) PEDOT:PSS and (b) PEDOT:PSS/[EMIM][TFSI] electrode materials

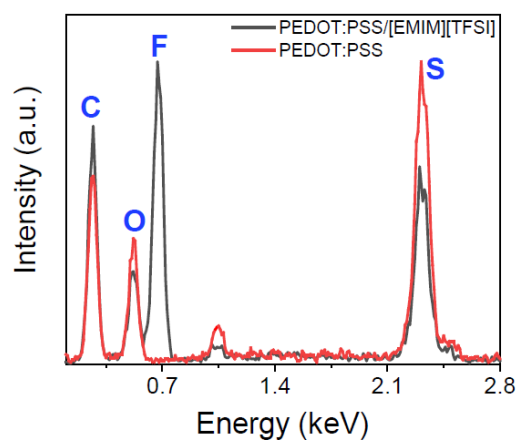


Fig. S3 EDS image of MSC PE electrode and PEDOT:PSS




Fig. S4 Element mappings for C, N, O, F and S atoms in PE electrodes of MSC

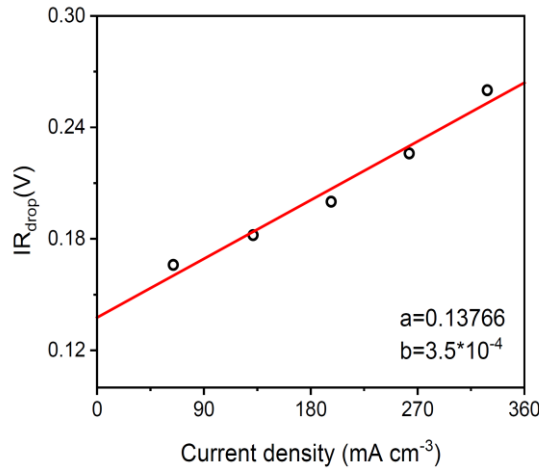


Fig. S5 IR_{drop} at the initial state of discharging curves under different current densities

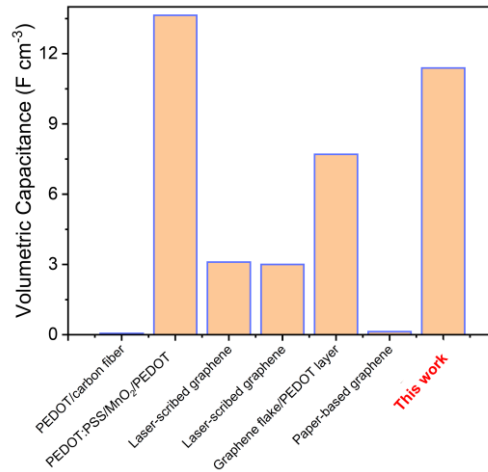


Fig. S6 The comparison of volumetric capacitance of single MSC and other reported micro-supercapacitors [S1-S7]

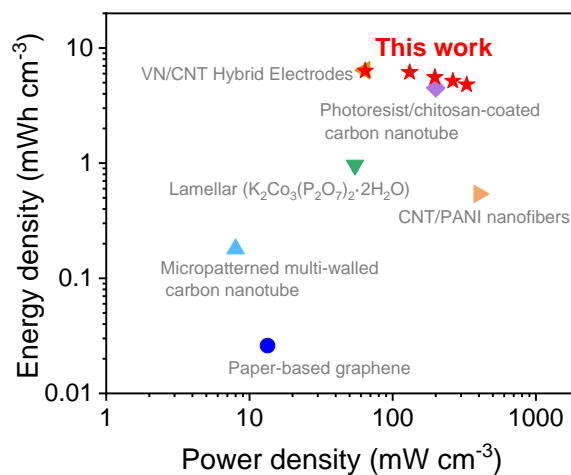


Fig. S7 Ragone plots of the prepared single MSC compared with other micro-supercapacitors

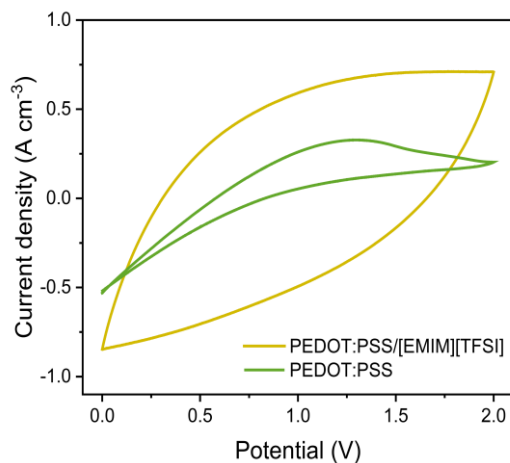


Fig. S8 Comparison of CV curves of PE MSC and PEDOT:PSS MSC

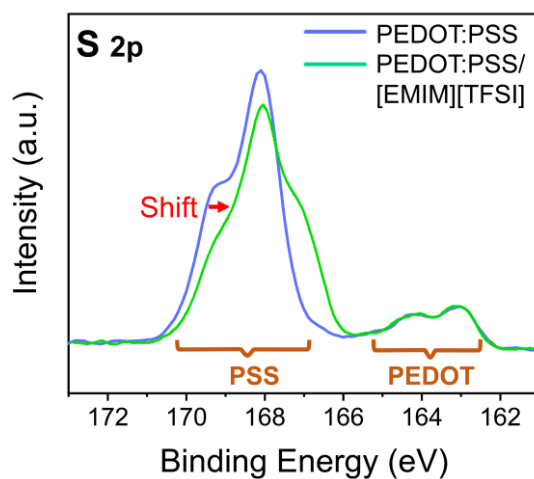


Fig. S9 (a) XPS images and **(b)** TEM pictures of PEDOT:PSS and PEDOT:PSS/[EMIM][TFSI] mixture of PE materials

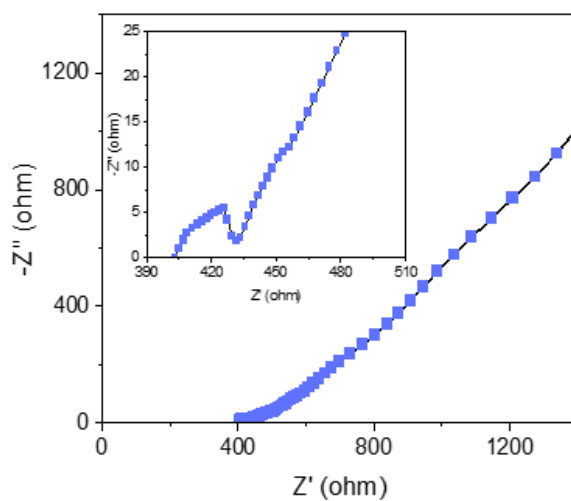


Fig. S10 The Nyquist plot of single MSC. The inset is the enlarge plot of X axis

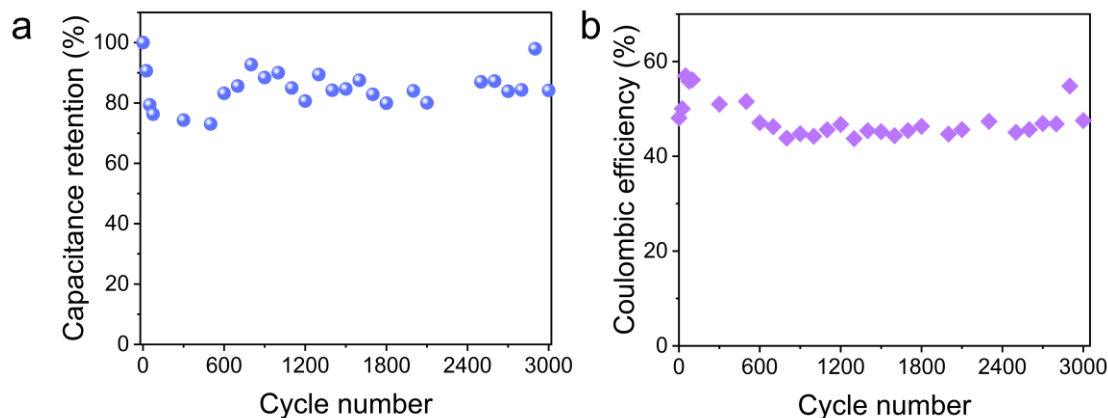


Fig. S11 (a) Cycling stability and (b) Coulombic efficiency of MSC after 3000 cycles of charging and discharging

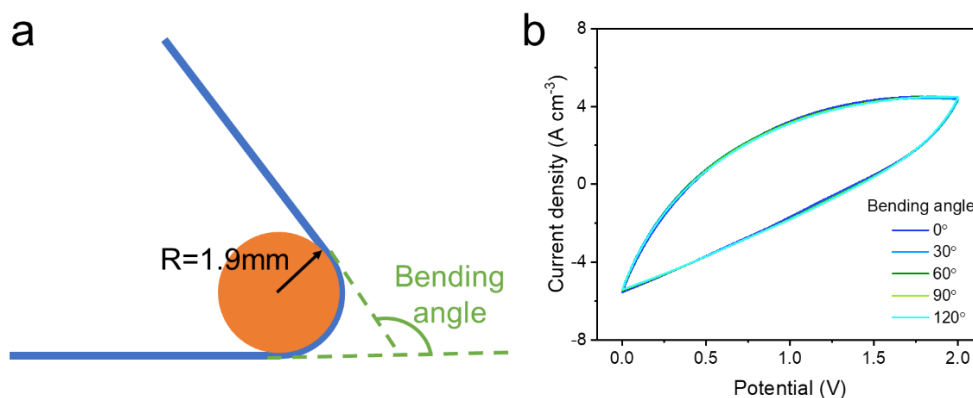


Fig. S12 Bending stability of MSC. (a) Scheme of bending angle and bending radius. (b) CV curves of MSC under different bending angles

Supplementary References

- [S1] G. P. Pandey; A. C. Rastogi; C. R. Westgate, All-solid-state supercapacitors with poly(3,4-ethylenedioxythiophene)-coated carbon fiber paper electrodes and ionic liquid gel polymer electrolyte. *J. Power Sources* **245**, 857-865 (2014). <https://doi.org/10.1016/j.jpowsour.2013.07.017>
- [S2] N. Kurra; M. K. Hota; H. N. Alshareef, Conducting polymer micro-supercapacitors for flexible energy storage and Ac line-filtering. *Nano Energy* **13**, 500-508 (2015). <https://doi.org/10.1016/j.nanoen.2015.03.018>
- [S3] Y. Chen; J. Xu; Y. Yang; Y. Zhao; W. Yang, et al., The preparation and electrochemical properties of PEDOT:PSS/ MnO_2 /PEDOT ternary film and its application in flexible micro-supercapacitor. *Electrochim. Acta* **193**, 199-205 (2016). <https://doi.org/10.1016/j.electacta.2016.02.021>
- [S4] W. Gao; N. Singh; L. Song; Z. Liu; A. L. M. Reddy, et al., Direct laser writing of

- micro-supercapacitors on hydrated graphite oxide films. *Nat. Nanotechnol.* **6**(8), 496-500 (2011). <https://doi.org/10.1038/nnano.2011.110>
- [S5] M. F. El-Kady; R. B. Kaner, Scalable fabrication of high-power graphene micro-supercapacitors for flexible and on-chip energy storage. *Nat. Commun.* **4**(2), 1475 (2013). <https://doi.org/10.1038/ncomms2446>
- [S6] H. U. Lee; S. W. Kim, Pen lithography for flexible microsupercapacitors with layer-by-layer assembled graphene flake/PEDOT nanocomposite electrodes. *J. Mater. Chem. A* **5**(26), 13581-13590 (2017). <https://doi.org/10.1039/c7ta02936e>
- [S7] B. Nagar; D. P. Dubal; L. Pires; A. Merkoçi; P. Gómez-Romero, Design and fabrication of printed paper-based hybrid micro-supercapacitor by using graphene and redox-active electrolyte. *ChemSusChem* **11**(11), 1849-1856 (2018). <https://doi.org/10.1002/cssc.201800426>