

Supporting Information for

## **Metal-Organic Framework-Assisted Synthesis of Compact Fe<sub>2</sub>O<sub>3</sub> Nanotubes in Co<sub>3</sub>O<sub>4</sub> Host with Enhanced Lithium Storage Properties**


Songlin Zhang<sup>1</sup>, Buyuan Guan<sup>1, \*</sup>, Haobin Wu<sup>2</sup>, Xiongwen (David) Lou<sup>1, \*</sup>

<sup>1</sup>School of Chemical and Biomedical Engineering, Nanyang Technological University, 62 Nanyang Drive, Singapore 637459, Singapore

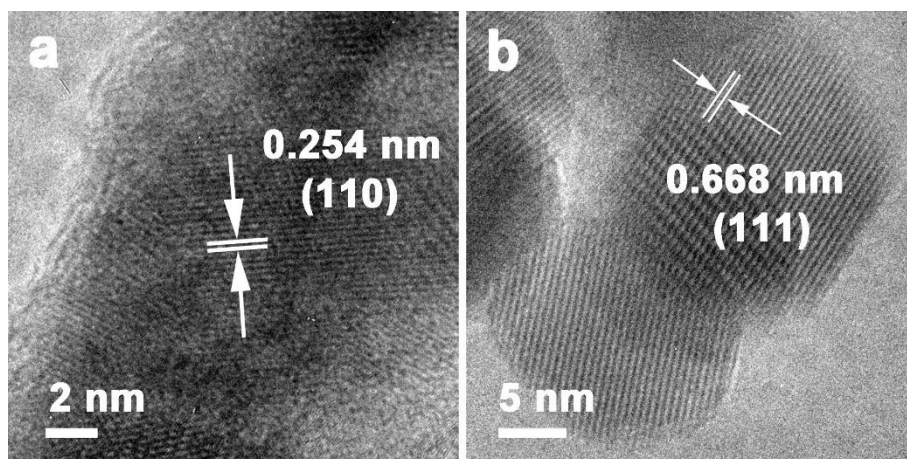
<sup>2</sup>School of Materials Science and Engineering, Zhejiang University, Hangzhou 310027, People's Republic of China

\*Corresponding authors. E-mail: [xwlou@ntu.edu.sg](mailto:xwlou@ntu.edu.sg) (Xiongwen (David) Lou); [guanbuyuan@ntu.edu.sg](mailto:guanbuyuan@ntu.edu.sg) (Buyuan Guan)

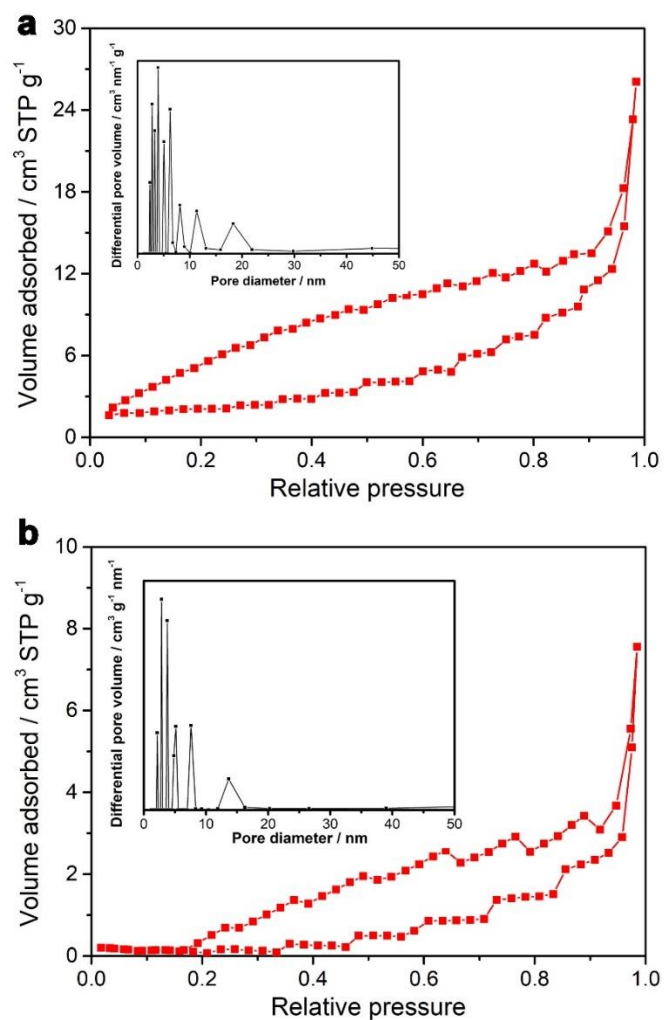
### **Supplementary Figures and Tables**



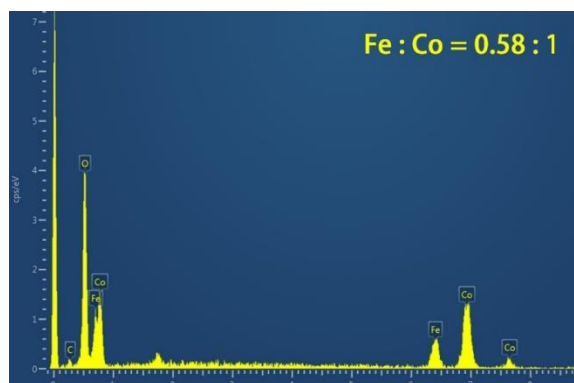
**Fig. S1** Magnified TEM image of the Fe<sub>2</sub>O<sub>3</sub> nanotubes@Co<sub>3</sub>O<sub>4</sub> composites



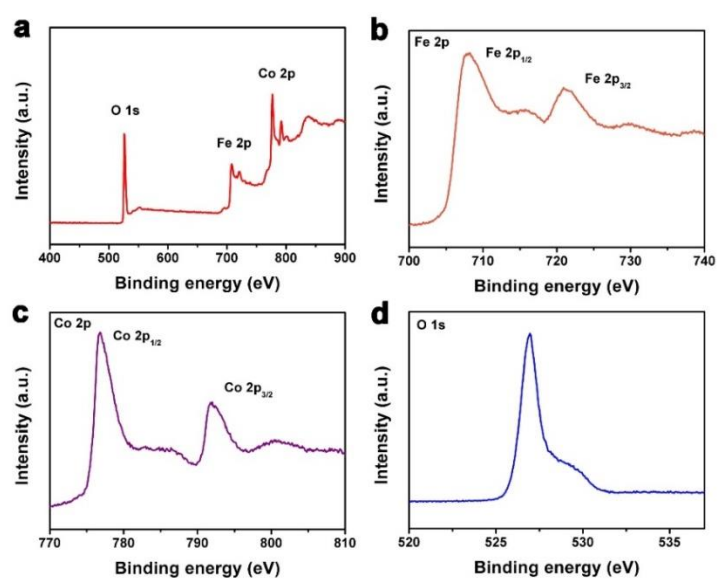
**Fig. S2** HRTEM images of **a**  $\text{Fe}_2\text{O}_3$  nanotube and **b**  $\text{Co}_3\text{O}_4$  host




**Fig. S3**  $\text{N}_2$  sorption isotherms (inset: pore size distributions) of **a**  $\text{Fe}_2\text{O}_3$  and **b**  $\text{Co}_3\text{O}_4$  nanostructures derived from MIL-88B and ZIF-67, respectively



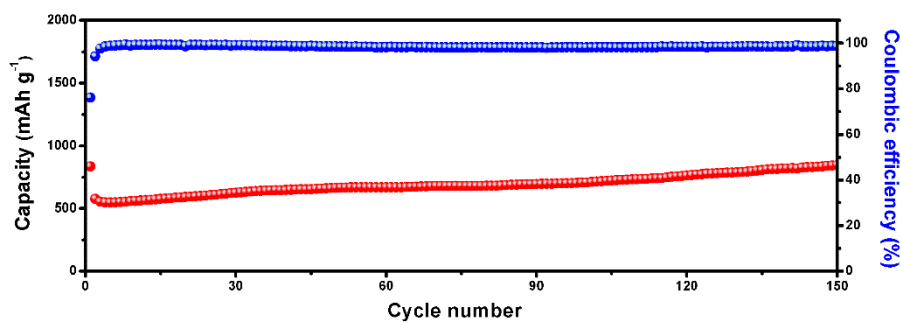
**Fig. S4** EDX spectrum of  $\text{Fe}_2\text{O}_3$  nanotubes@ $\text{Co}_3\text{O}_4$  composites



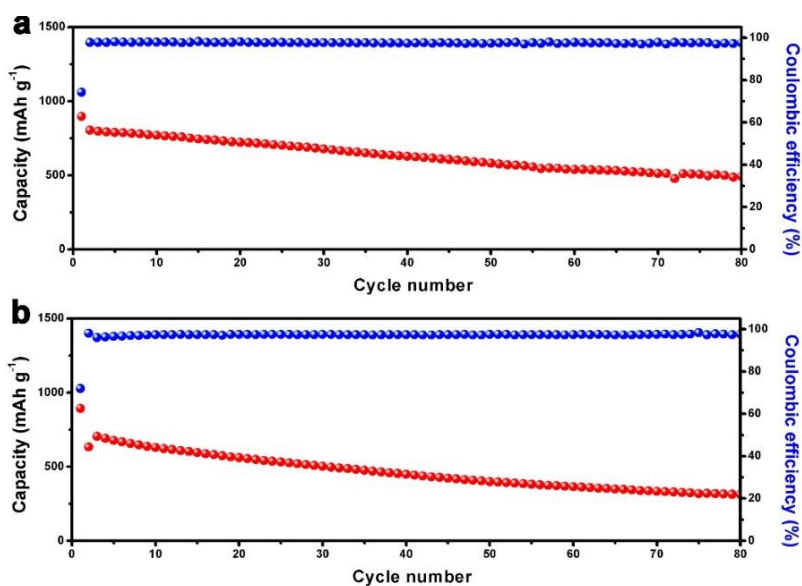
**Fig. S5** XPS spectra of  $\text{Fe}_2\text{O}_3$  nanotubes@ $\text{Co}_3\text{O}_4$  composites: **a** survey spectrum, and high-resolution spectra of **b** Fe 2p, **c** Co 2p, and **d** O 1s



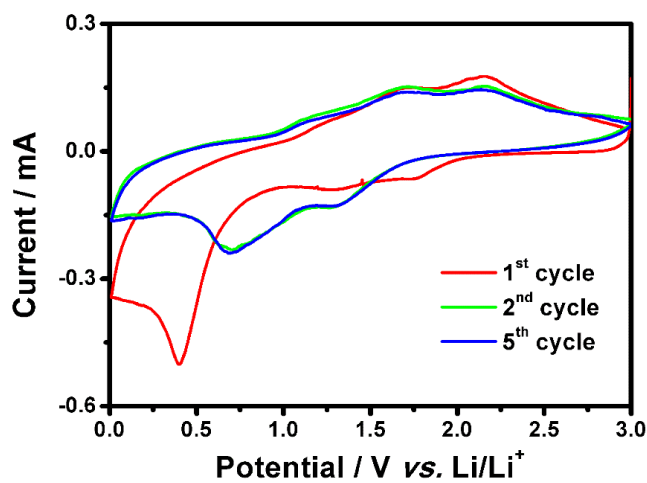
**Fig. S6** **a** FESEM and **b** TEM images of the  $\text{Fe}_2\text{O}_3$  nanotubes@ $\text{Co}_3\text{O}_4$  composites after cycling for 80 cycles



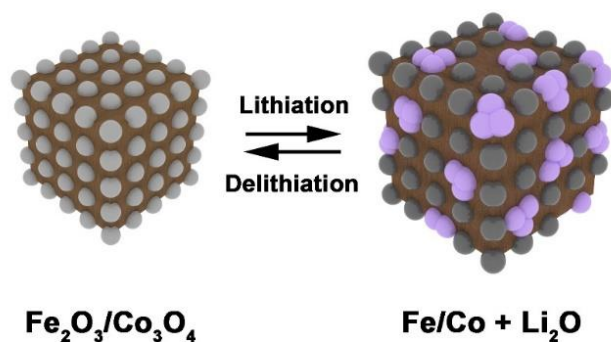
**Fig. S7** The cycling performance of  $\text{Fe}_2\text{O}_3$  nanotubes@ $\text{Co}_3\text{O}_4$  composites and corresponding Coulombic efficiency at the current density of  $1.0 \text{ A g}^{-1}$



**Fig. S8** Cycling performance of MIL-88B and ZIF-67 derived **a**  $\text{Fe}_2\text{O}_3$  and **b**  $\text{Co}_3\text{O}_4$  nanostructures and corresponding Coulombic efficiency at the current density of  $0.5 \text{ A g}^{-1}$



**Fig. S9** CV curves of  $\text{Fe}_2\text{O}_3$  nanotubes@ $\text{Co}_3\text{O}_4$  composites



**Fig. S10** A schematic representation of the conversion reaction mechanism in  $\text{Fe}_2\text{O}_3/\text{Co}_3\text{O}_4$  electrode materials for lithium ion batteries

**Table S1** Electrochemical performance of different  $\text{Fe}_2\text{O}_3$ ,  $\text{Co}_3\text{O}_4$ , and their composite electrodes

Type of materials	Capacity (mAh g <sup>-1</sup> )	Rate performance	Loading mass	Reference
$\text{Fe}_2\text{O}_3$ @carbon aerogel composite	725.6 (0.1 A g <sup>-1</sup> )	70.6% from 0.1 to 1 A g <sup>-1</sup>	NA	[1]
$\text{Fe}_2\text{O}_3$ -filled CNTs	565 (0.06 A g <sup>-1</sup> )	59.2% from 0.06 to 1.2 A g <sup>-1</sup>	NA	[2]
$\text{Fe}_2\text{O}_3$ nanorods	896 (0.2 A g <sup>-1</sup> )	42.9% from 0.2 to 2.4 A g <sup>-1</sup>	NA	[3]
carbon/ $\text{Co}_3\text{O}_4$ nanospheres	738 (0.05 A g <sup>-1</sup> )	57.3% from 0.05 to 2 A g <sup>-1</sup>	NA	[4]
$\text{Co}_3\text{O}_4/\text{C}$ nanowires	842.3 (0.5 A g <sup>-1</sup> )	26.1% from 0.5 to 8 A g <sup>-1</sup>	NA	[5]
$\text{Co}_3\text{O}_4$ double-shelled hollow spheres	866 (0.178 A g <sup>-1</sup> )	57.8% from 0.178 to 1.78 A g <sup>-1</sup>	NA	[6]
hybrid $\text{Co}_3\text{O}_4$ - $\text{Fe}_2\text{O}_3/\text{C}$ particles	782 (0.0731 A g <sup>-1</sup> )	50.5% from 0.0731 to 2.924 A g <sup>-1</sup>	1.5-2.0 mg cm <sup>-2</sup>	[7]
$\text{Co}_3\text{O}_4/\text{Fe}_2\text{O}_3$ branched nanowires	980 (0.1 A g <sup>-1</sup> )	NA	1.0-2.0 mg cm <sup>-2</sup>	[8]
$\text{Fe}_2\text{O}_3$ nanotubes@ $\text{Co}_3\text{O}_4$ composites	726.2 (0.1 A g <sup>-1</sup> )	81.3% from 0.1 to 2 A g <sup>-1</sup>	0.5-0.8 mg cm <sup>-2</sup>	This work

## References

- [1] D. Luo, F. Lin, W. Xiao, W. Zhu, Synthesis and electrochemical performance of  $\alpha$ - $\text{Fe}_2\text{O}_3$ @carbon aerogel composite as an anode material for Li-ion batteries. *Ceram. Int.* **43**, 2051-2056 (2017). <https://doi.org/10.1016/j.ceramint.2016.10.178>
- [2] W. Yu, P. Hou, L. Zhang, F. Li, C. Liu, H. Cheng, Preparation and electrochemical property of  $\text{Fe}_2\text{O}_3$  nanoparticles-filled carbon nanotubes. *Chem. Commun.* **46**, 8576-8578 (2010). <https://doi.org/10.1039/c0cc02121k>
- [3] M. Chen, E. Zhao, Q. Yan, Z. Hu, X. Xiao, D. Chen, The effect of crystal face of  $\text{Fe}_2\text{O}_3$  on the electrochemical performance for lithium-ion batteries. *Sci. Rep.* **6**, 29381 (2016). <https://doi.org/10.1038/srep29381>
- [4] N. Jayaprakash, W.D. Jones, S.S. Moganty, L.A. Archer, Composite lithium battery anodes based on carbon@ $\text{Co}_3\text{O}_4$  nanostructures: Synthesis and characterization. *J. Power Sources* **200**, 53-58 (2012). <https://doi.org/10.1016/j.jpowsour.2011.10.018>
- [5] P. Zhang, Z. Guo, Y. Huang, D. Jia, H. Liu, Synthesis of  $\text{Co}_3\text{O}_4$ /Carbon composite nanowires and their electrochemical properties. *J. Power Sources* **196**, 6987-6991 (2011). <https://doi.org/10.1016/j.jpowsour.2010.10.090>
- [6] X. Wang, X. Wu, Y. Guo, Y. Zhong, X. Cao, Y. Ma, J. Yao, Synthesis and lithium storage properties of  $\text{Co}_3\text{O}_4$  nanosheet-assembled multishelled hollow spheres. *Adv. Funct. Mater.* **20**, 1680-1686 (2010). <https://doi.org/10.1002/adfm.200902295>
- [7] I. Sultana, M. Rahman, T. Ramireddy, N. Sharma, D. Poddar, A. Khalid, H. Zhang, Y. Chen, A.M. Glushenkov, Understanding structure–function relationship in hybrid  $\text{Co}_3\text{O}_4$ – $\text{Fe}_2\text{O}_3$ /C lithium-ion battery electrodes. *ACS Appl. Mater. Interfaces* **7**, 20736-20744 (2015). <https://doi.org/10.1021/acsami.5b05658>
- [8] H. Wu, M. Xu, Y. Wang, G. Zheng, Branched  $\text{Co}_3\text{O}_4$ / $\text{Fe}_2\text{O}_3$  nanowires as high capacity lithium-ion battery anodes. *Nano Res.* **6**, 167-173 (2013). <https://doi.org/10.1007/s12274-013-0292-z>