

Supporting Information for

**Novel Co₃O₄ Nanoparticles/Nitrogen-Doped Carbon Composites with
Extraordinary Catalytic Activity for Oxygen Evolution Reaction (OER)**

Xiaobing Yang^{1, 3, †}, Juan Chen^{2, †}, Yuqing Chen⁴, Pingjing Feng⁴, Huixian Lai⁴,
Jintang Li⁴, Xuetao Luo^{4, *}

¹College of Ecology and Resource Engineering, Wuyi University, Fujian Wuyishan, 354300, China.

²Fujian Key Laboratory of Advanced Materials, College of Materials, Xiamen University, Xiamen 361005, People's Republic of China

³Fujian Provincial Key Laboratory of Eco-Industrial Green Technology, Wuyi University, Fujian Wuyishan, 354300, People's Republic of China

⁴Department of Pharmacy, Zhongshan Hospital, Xiamen University, Xiamen 361004, People's Republic of China

[†]Yuqing Chen and Juan Chen contributed equally to this work.

*Corresponding author. E-mail: xuetao@xmu.edu.cn

Tel: 86-0592-2188503

Figures and Tables

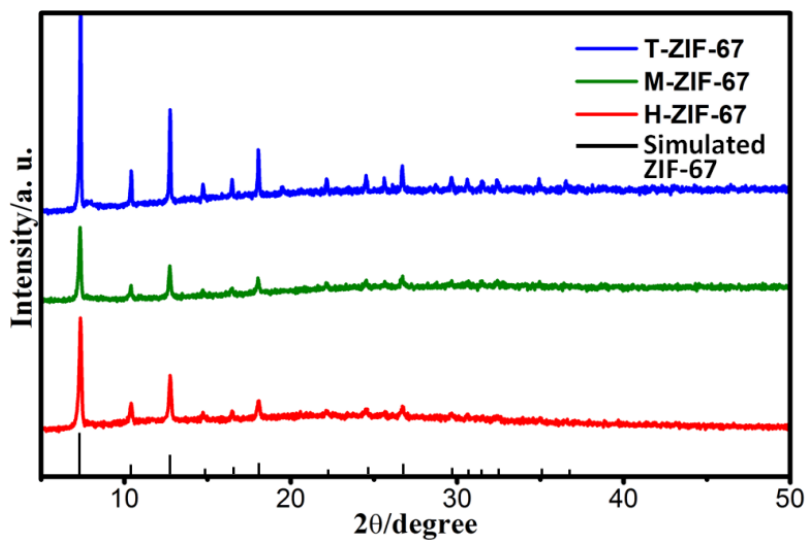


Fig. S1 PXRD patterns of M-ZIF-67, H-ZIF-67, and T-ZIF-67

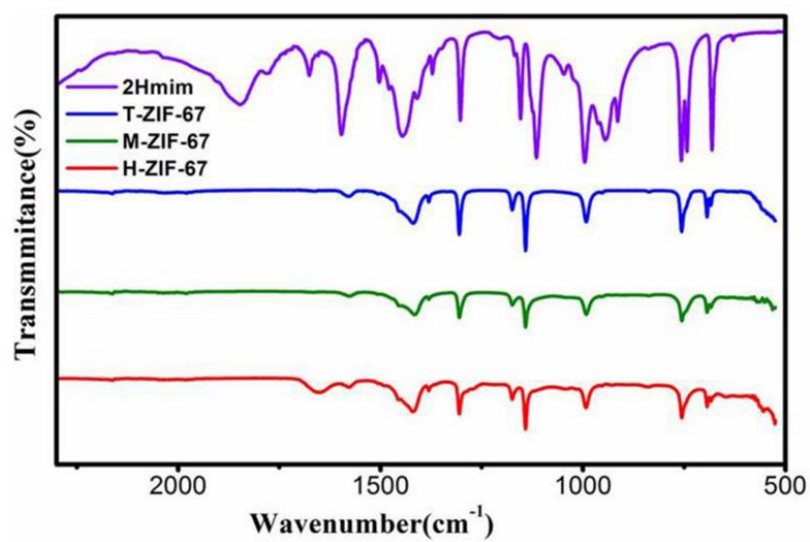


Fig. S2 FTIR spectrum of 2-Hmim, M-ZIF-67, H-ZIF-67, and T-ZIF-67




Fig. S3 SEM images of **a** T-ZIF-67, **b** T-Co₃O₄/NPC, **c** M-ZIF-67, **d** M-Co₃O₄/NPC, **e** H-ZIF-67, and **f** H-Co₃O₄/NPC

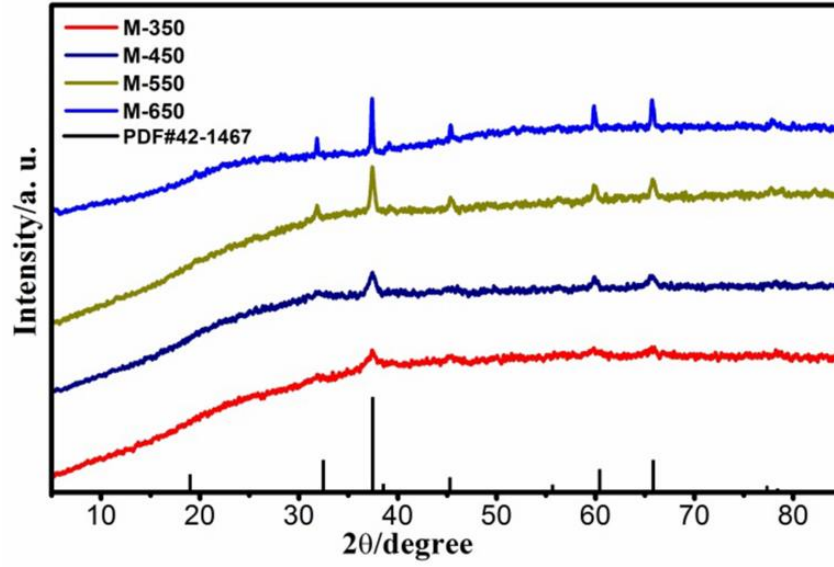


Fig. S4 powder XRD of M-350, M-450, M-550, and M-660

Table S1 elemental contents of $\text{Co}_3\text{O}_4/\text{NPC}$ composites

	Co	C	N	O	Co/O
T- $\text{Co}_3\text{O}_4/\text{NPC}$	62.43	11.41	0.56	25.60	2.44
M- $\text{Co}_3\text{O}_4/\text{NPC}$	60.22	15.50	0.8	23.48	2.56
H- $\text{Co}_3\text{O}_4/\text{NPC}$	54.16	22.33	1.25	22.29	2.43