

Supplementary support




Fig. S1 Top and cross-section SEM images of optimized BiVO₄ photoanode




Figure S2 TEM images of BiVO₄/TiO₂(N₂) NTs

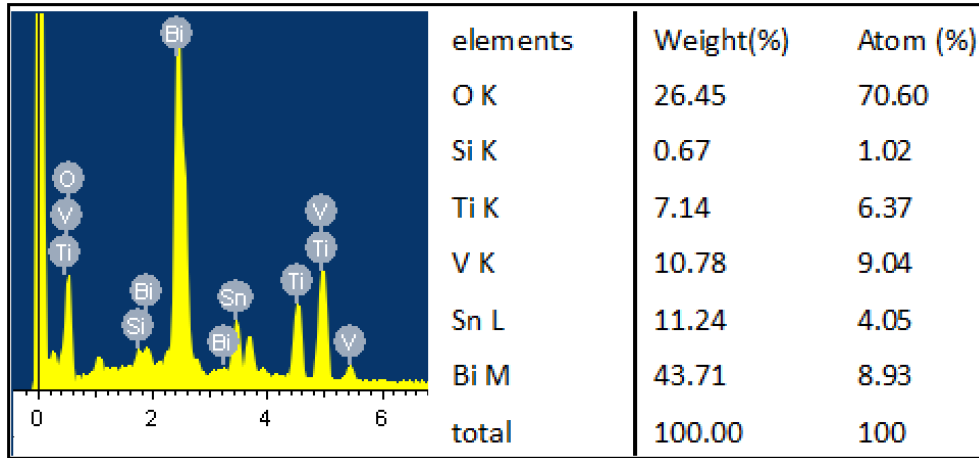


Fig. S3 EDX spectrum of $\text{BiVO}_4/\text{TiO}_2(\text{N}_2)$ NTs

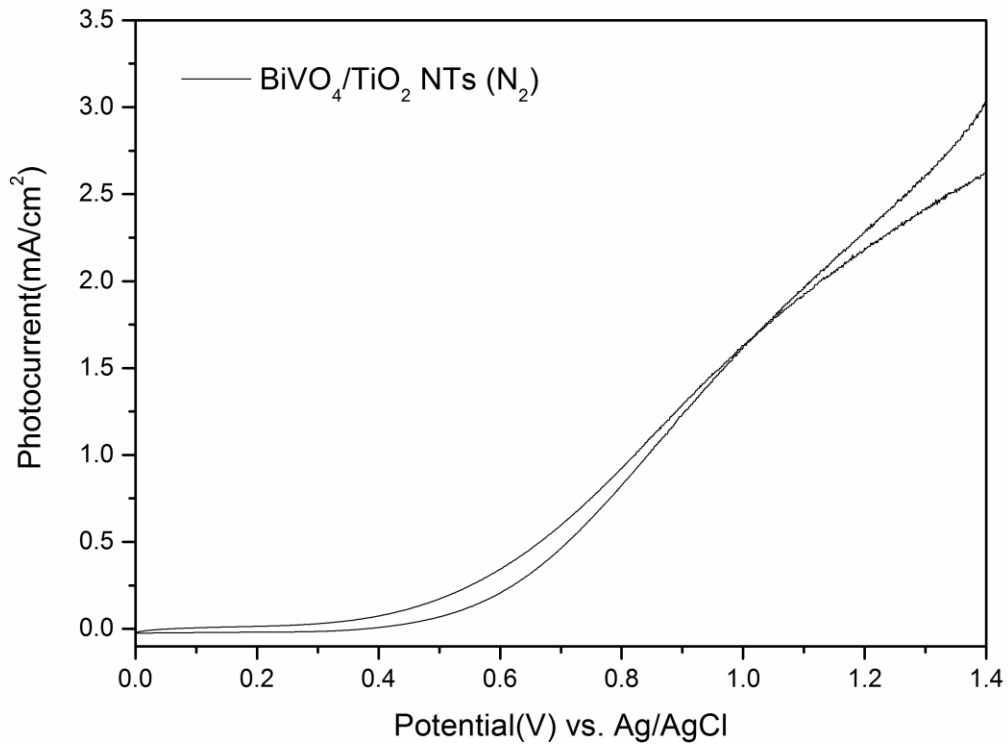


Fig. S4 Photoelectrochemical cyclic voltammetry curve of the $\text{BiVO}_4/\text{TiO}_2(\text{N}_2)$ NTs under illumination of visible irradiation in 0.1 M Na_2SO_4 solution